

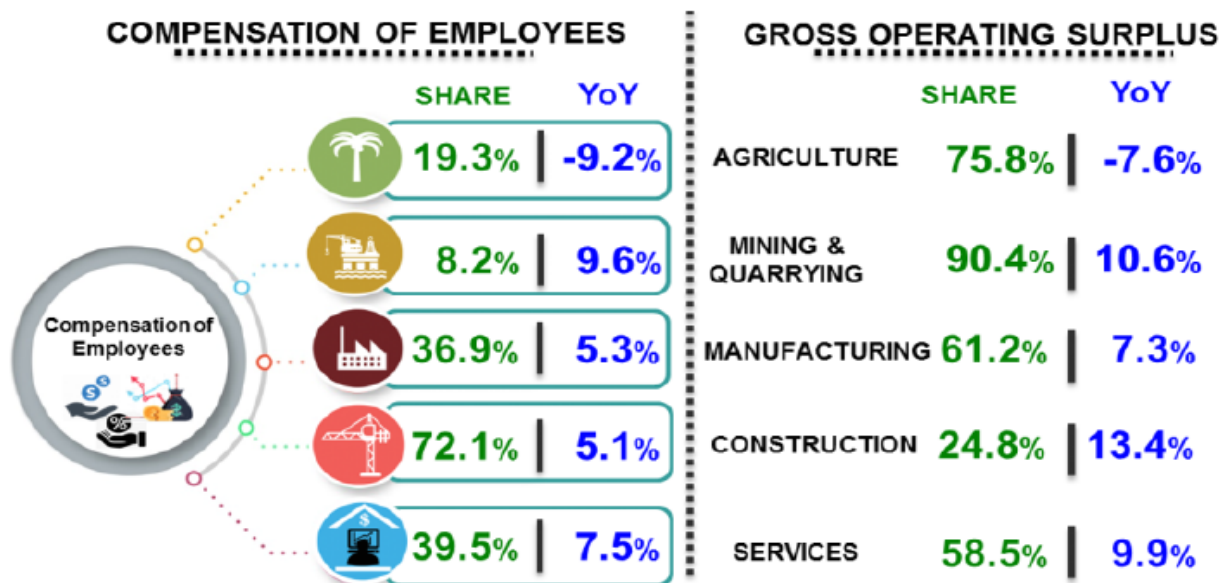
## Gross Domestic Income 2018



Compensation of Employees (CE) contribution to Malaysia's GDP **expanded** by **35.7%** with **6.0%** growth in 2018.



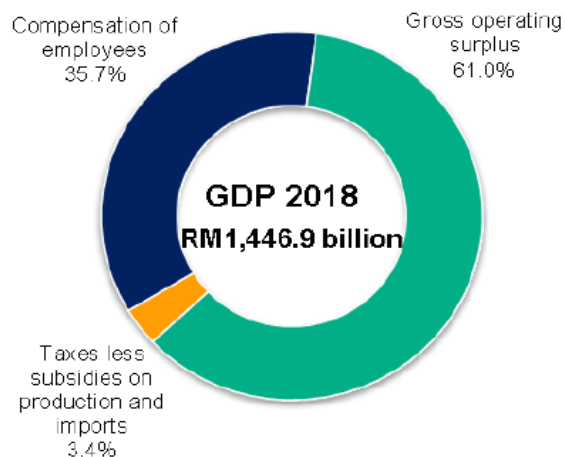
## Performance by Sectors



Source: Department of Statistics, Malaysia

# Gross Domestic Income 2018

## Percentage share and growth of Income Component

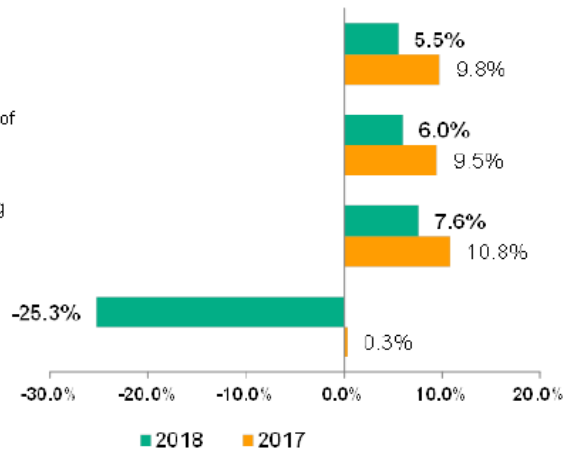


GDP at current prices

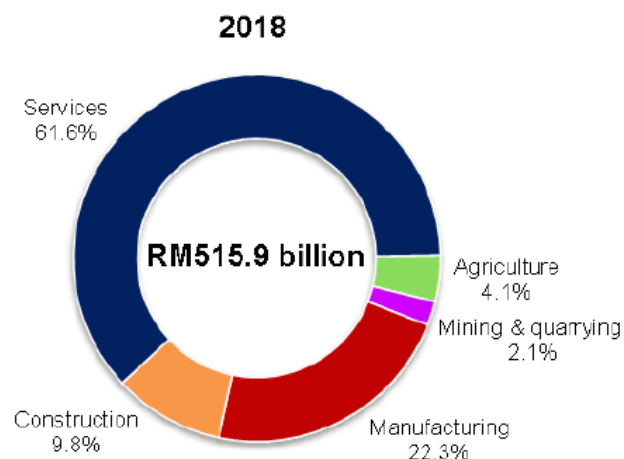
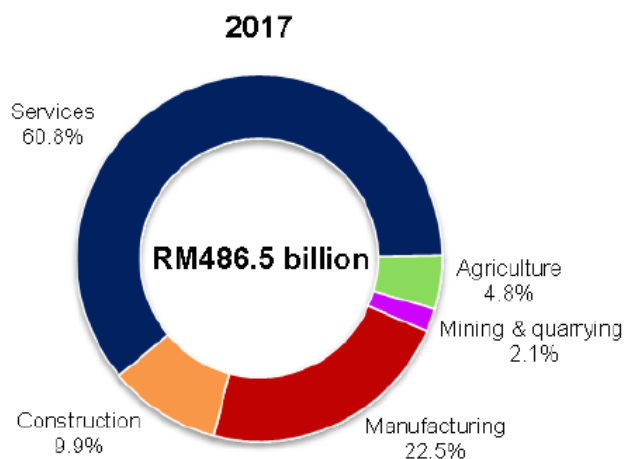
Compensation of employees

Gross operating surplus

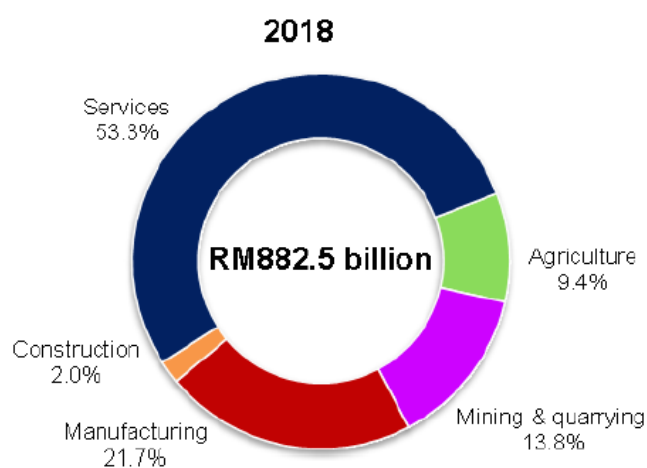
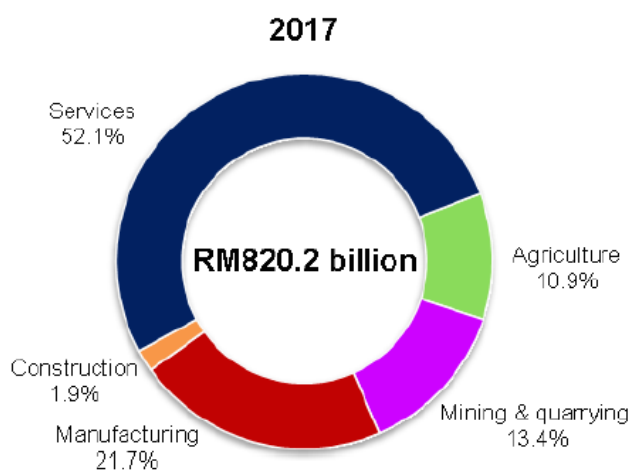
Taxes less subsidies on production and imports



## Percentage share of Compensation of Employees



## Percentage share of Gross Operating Surplus



Source: Department of Statistics, Malaysia

# SOCIOECONOMIC PERFORMANCE BY STATE 2018

**3 States** recorded better growth in 2018

**5 States** exceed national Consumer Price Index

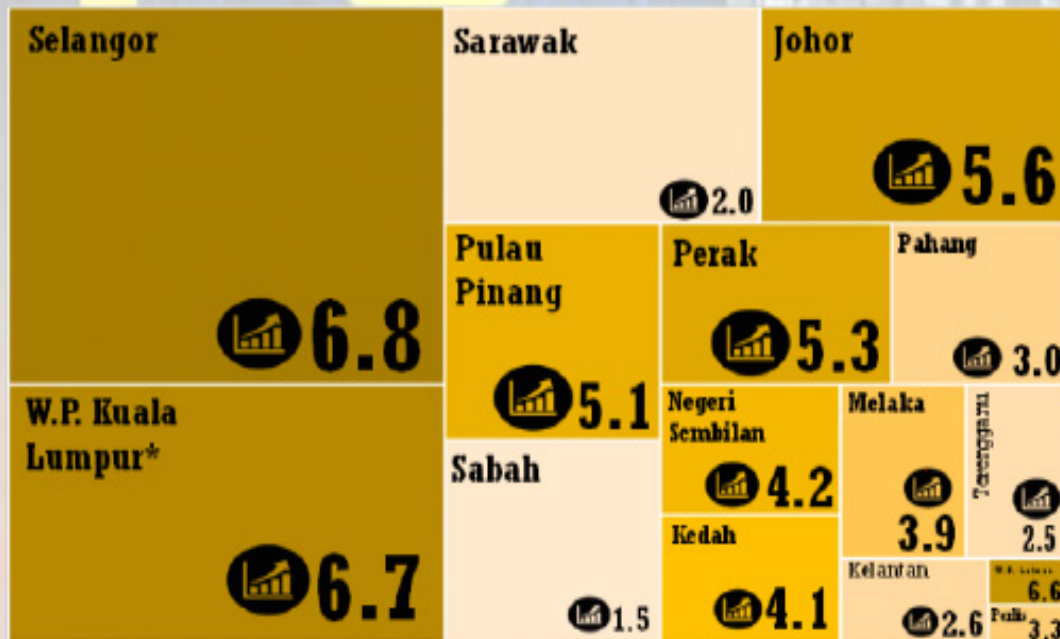
Selangor registered highest population, 6.48 million

**5 States** recorded greater than unemployment rate national

**6 States** grew at a faster pace than the national growth

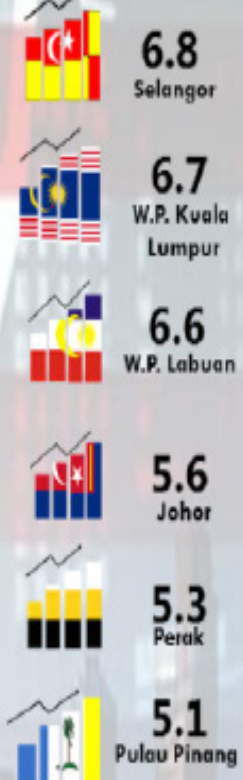


## Growth and Share of GDP by State – Constant Price 2015 (%)



### Notes:

Size of the box represent share  
Colour of the box represent growth



## Selected Indicators 2018



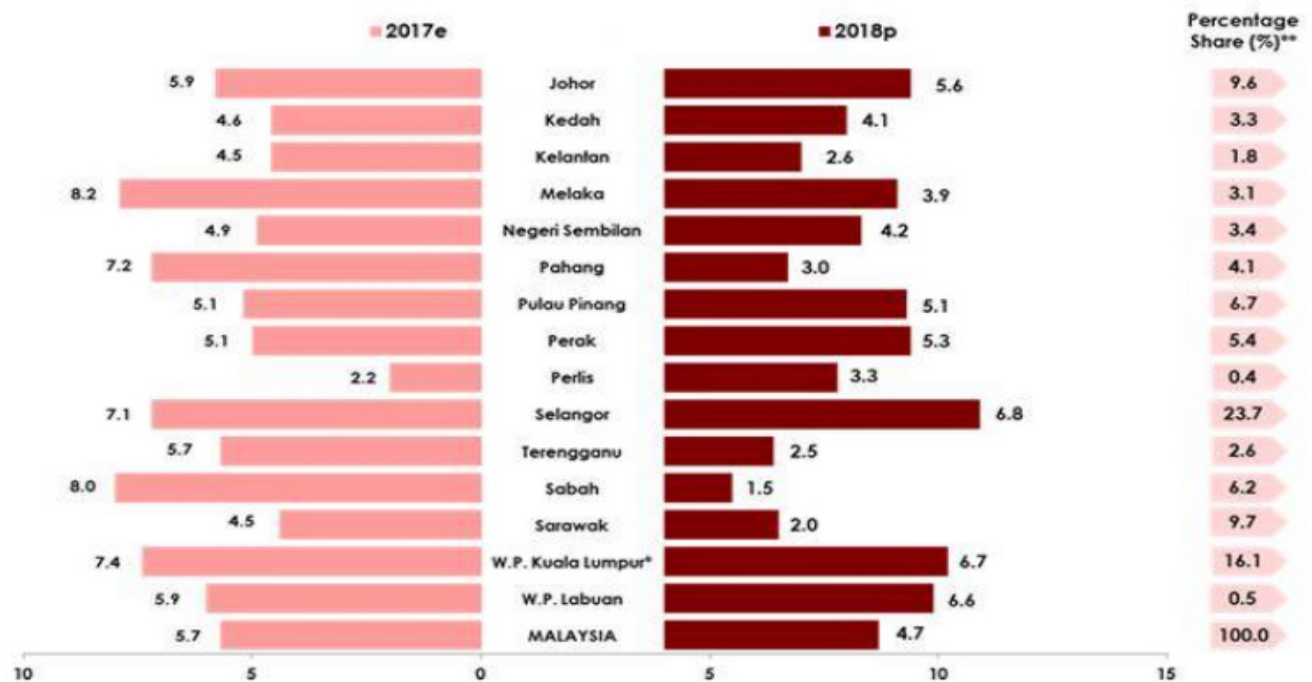
Note: \* Includes W.P. Putrajaya, W.P.: Wilayah Persekutuan

Source: Department of Statistics, Malaysia



# Socioeconomic Performance by State 2018








## Economic growth and percentage contribution by state



Notes: \* Includes W.P. Putrajaya

\*\* The sum is not equal to 100 due to supra state

## Economic growth at constant 2015 prices by sector

	 Agriculture	 Mining & Quarrying	 Manufacturing	 Construction	 Services	 Import Duty	 GDP
							%
<b>Malaysia</b>	<b>0.1</b>	<b>-2.6</b>	<b>5.0</b>	<b>4.2</b>	<b>6.8</b>	<b>-11.5</b>	<b>4.7</b>
Selangor	5.7	5.2	7.3	6.6	7.6	-13.0	6.8
W.P. Kuala Lumpur*	..	0.5	-0.1	6.8	7.3	-7.4	6.7
W.P. Labuan	5.8	..	5.3	11.2	7.5	-19.9	6.6
Johor	0.5	4.8	5.1	9.6	7.3	-11.5	5.6
Perak	0.7	1.9	4.2	9.5	6.6	-14.7	5.3
Pulau Pinang	-3.1	4.8	5.4	-3.8	6.2	-12.1	5.1
Negeri Sembilan	0.3	2.4	3.3	10.6	5.8	-10.6	4.2
Kedah	0.2	3.9	3.0	9.2	5.4	-8.4	4.1
Melaka	-1.1	6.4	4.6	-14.2	6.2	-7.8	3.9
Perlis	1.2	6.7	1.5	20.5	4.2	-12.3	3.3
Pahang	1.2	-5.5	5.8	-25.8	6.5	-19.4	3.0
Kelantan	-1.0	15.8	0.3	-38.7	5.1	-3.1	2.6
Terengganu	-2.5	2.0	3.7	-9.2	3.6	-38.9	2.5
Sarawak	-1.4	-2.4	2.2	1.1	6.3	-9.6	2.0
Sabah	-0.3	-5.6	2.3	24.1	5.6	-8.0	1.5

Notes: \* Includes W.P. Putrajaya ,

.. Not applicable

Source: Department of Statistics, Malaysia



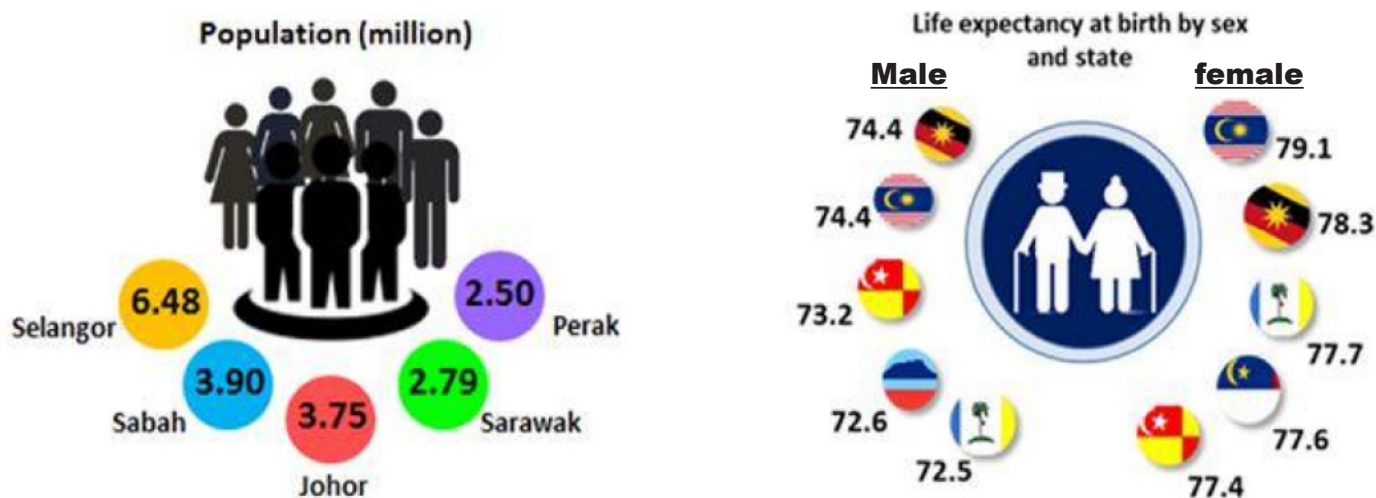
# Socioeconomic Performance by State 2018

## GDP per capita by state at current prices (RM)

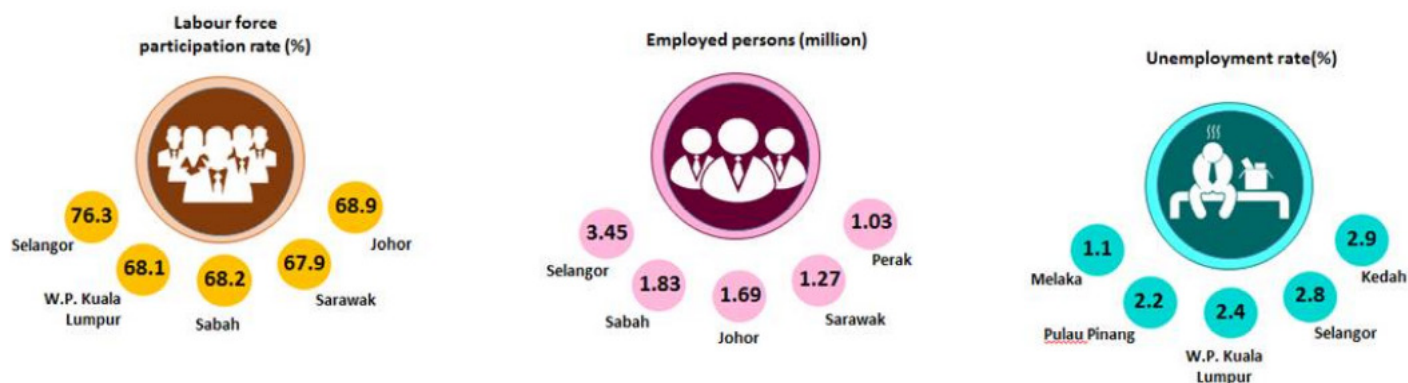
	2017	2018
<b>Malaysia</b>	<b>42,834</b>	<b>44,682</b>
W.P. Kuala Lumpur*	113,182	121,293
W.P. Labuan	70,820	74,337
Pulau Pinang	51,115	52,937
Sarawak	50,149	52,301
Selangor	49,013	51,528
Melaka	46,799	47,960
Negeri Sembilan	41,733	43,047
Johor	35,322	36,394
Pahang	35,754	35,554
Perak	29,335	30,303
Terengganu	29,855	30,216
Sabah	24,636	25,861
Perlis	23,611	24,442
Kedah	20,960	21,410
Kelantan	13,700	13,668

Note: \* Includes W.P. Putrajaya

## Demography statistic for selected states



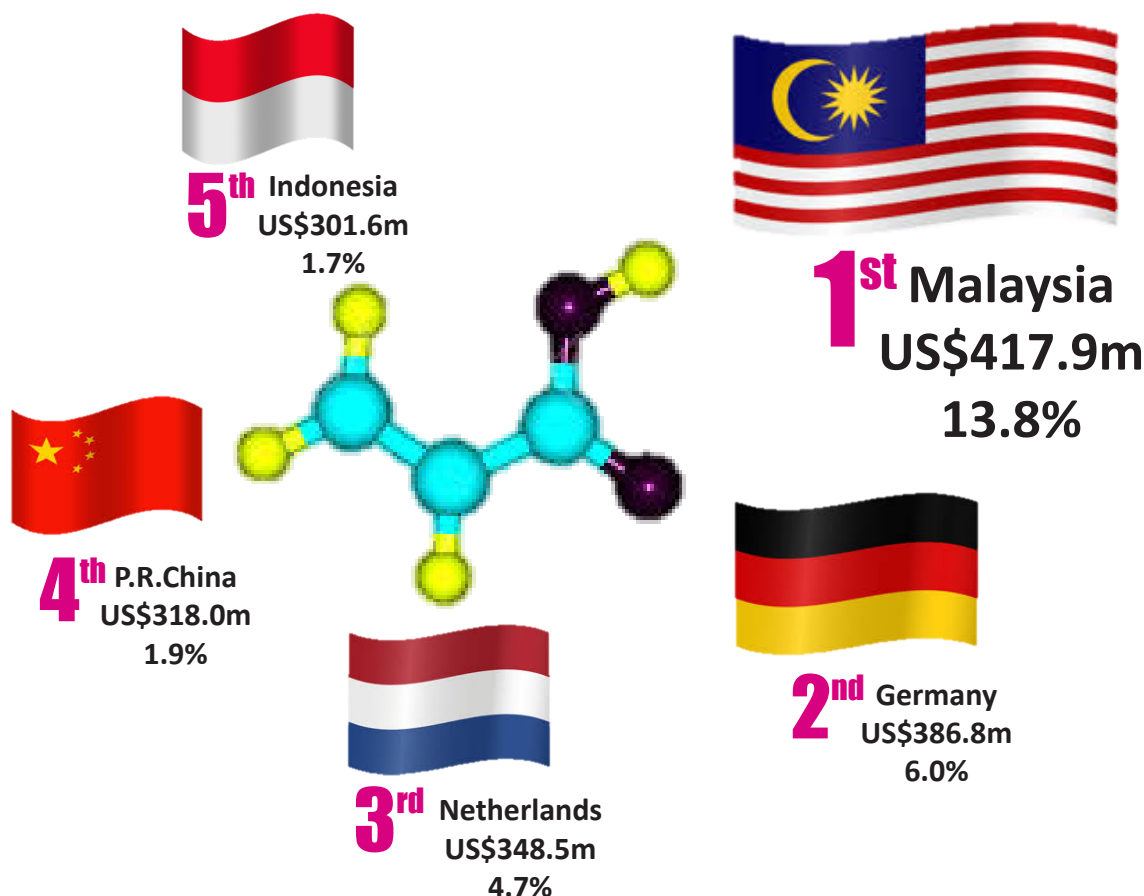
## Labour Force statistic for selected states



Source: Department of Statistics, Malaysia

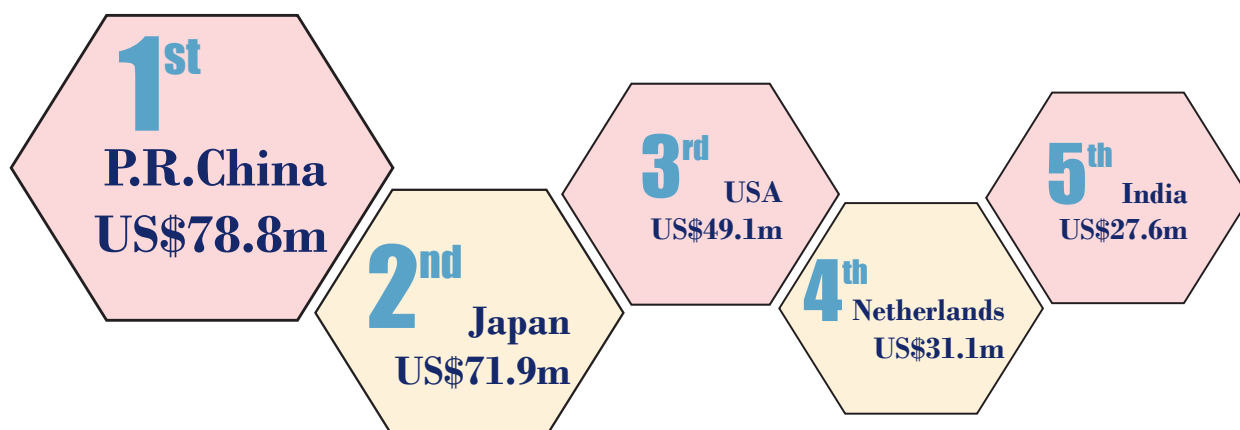
# World largest exporters of Saturated acyclic monocarboxylic acids, their anhydrides, halides, peroxides and peroxyacids; their halogenated, sulphonated, nitrated or nitrosated derivatives\*

In 2018, Malaysia's export of saturated acyclic monocarboxylic acids, recorded **US\$417.9 million** with **13.8%** share to the world exports.



Note: \*HS 291590

## Top three export destinations



Source: <http://www.trademap.org/index.aspx>

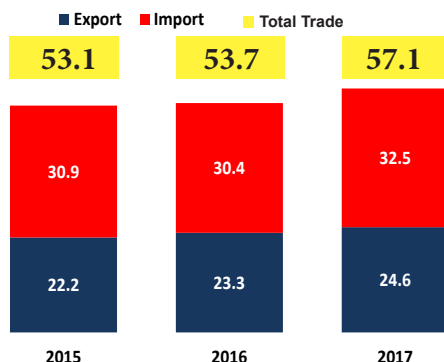


# INDONESIA

## Economic Indicators at a Glance

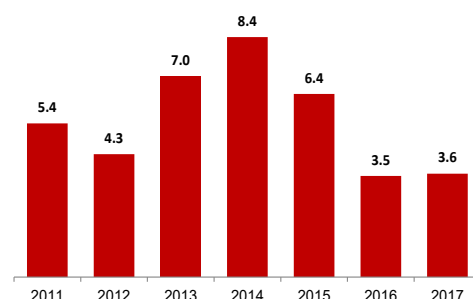


### INDONESIA Trade in Services (US\$ billion)



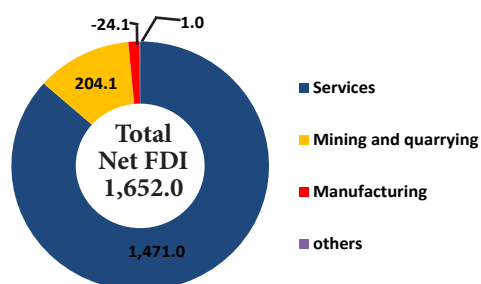
### INDONESIA Inflation Rate

Inflation Rate 2011 - 2017 (%)



### INDONESIA Foreign Direct Investment

Net FDI Inflows by Sector, 2017 (US\$million)



### INDONESIA Population

A Fully Integrated Community

Indonesia's population in 2017 was **263,991,379** which was **1.10%** of the world's population. It has a density of **146 persons/km<sup>2</sup>**.

Sources:  
<https://data.aseanstats.org/>  
[https://theodora.com/wfbcurrent/brunei/Indonesia\\_economy.html](https://theodora.com/wfbcurrent/brunei/Indonesia_economy.html)  
<https://www.worldometers.info/world-population/indonesia-population/>

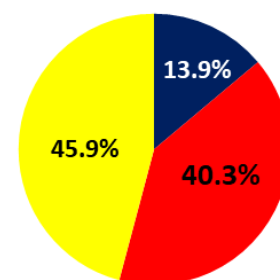


### INDONESIA Gross Domestic Product

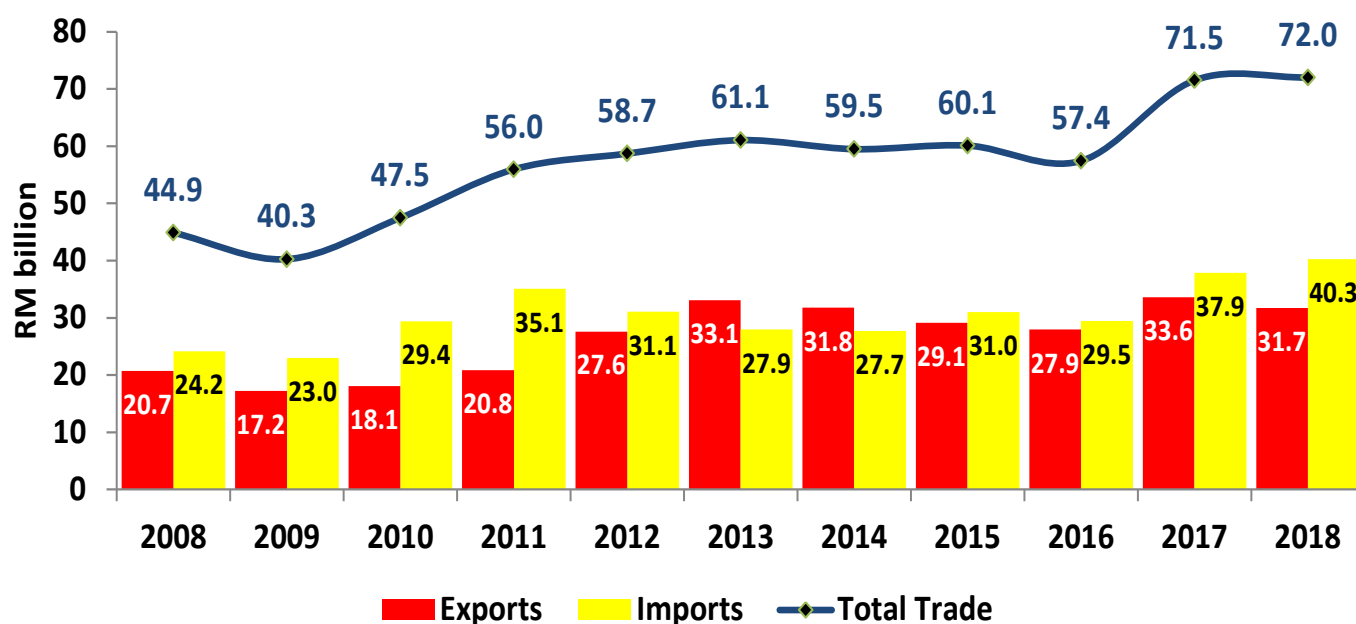
GDP by Economic Sector, 2017 (%)

TOTAL GDP: **1,015.4 billion**

■ Agriculture ■ Industry ■ Services



## MALAYSIA'S TRADE WITH INDONESIA, 2008 - 2018



Source: Department of Statistics Malaysia





Asia-Pacific  
Economic Cooperation

# APEC at a Glance

Advancing Free Trade  
for Asia-Pacific Prosperity

## What does APEC Do?

APEC ensures that goods, services, investment and people move easily across borders. Member economies learn from each other, align regulations, address standards and coordinate to create favorable business climates.

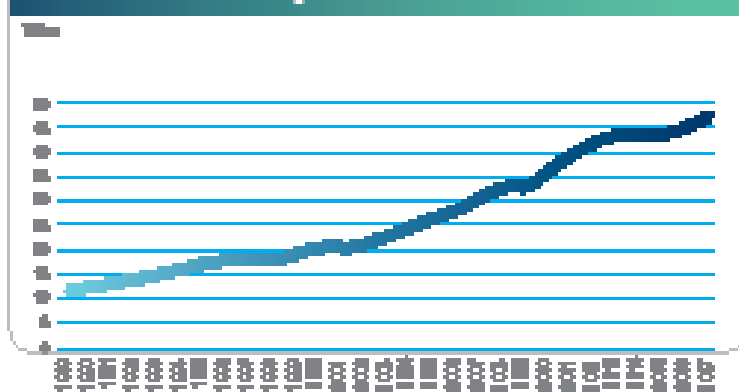
### The APEC Mission



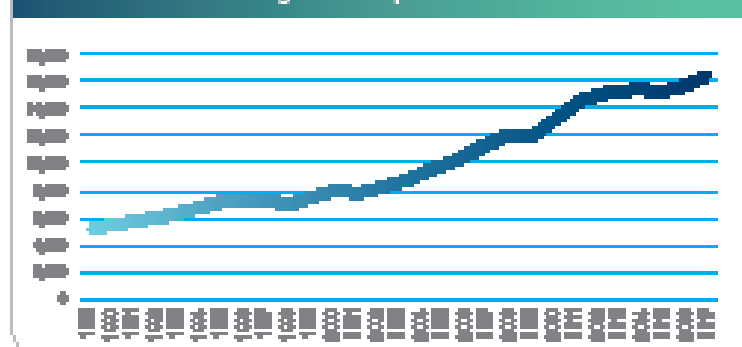
As a result of APEC's work, economic growth in the region has doubled since 1989.

equally crucial part of APEC's mission to help everyone benefit from it. The people of the Asia-Pacific now have their per capita income rise threefold, lifting hundreds of millions out of poverty and creating a growing middle class in just over two decades.

APEC Region Nominal GDP in USD

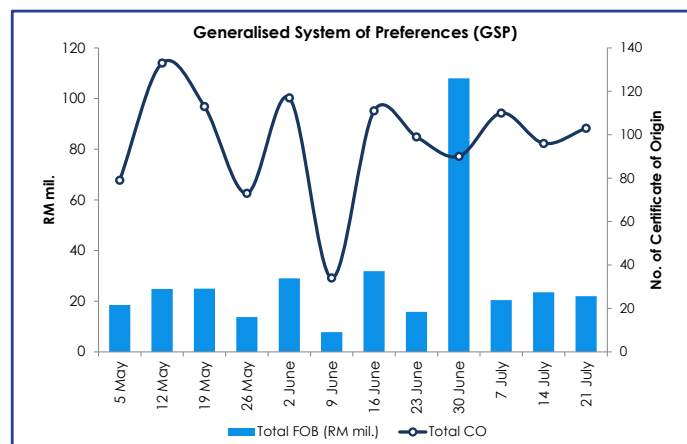
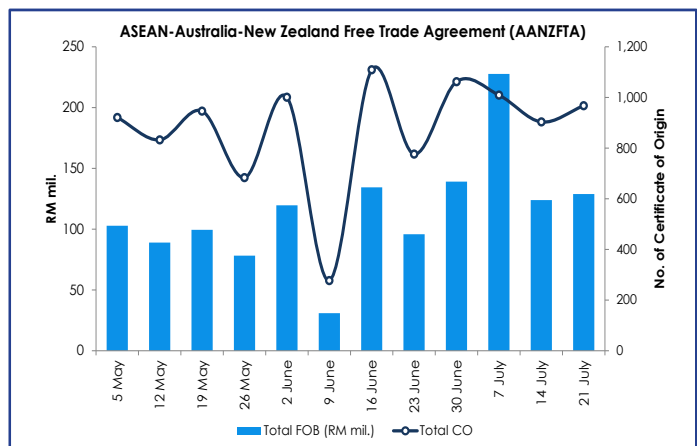
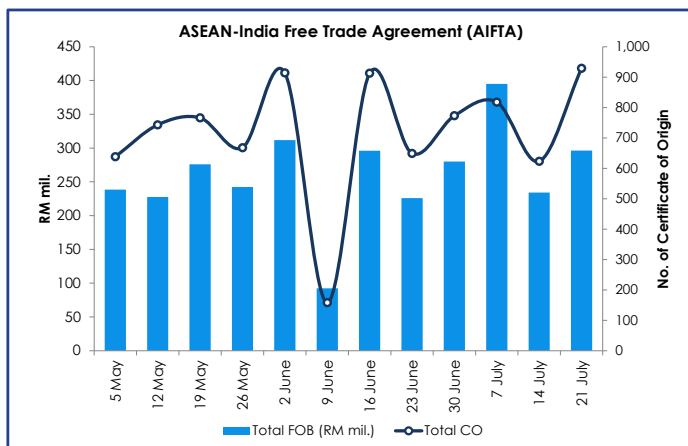
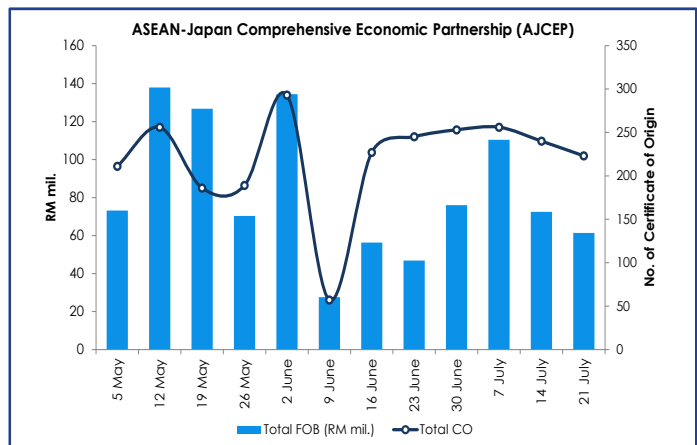
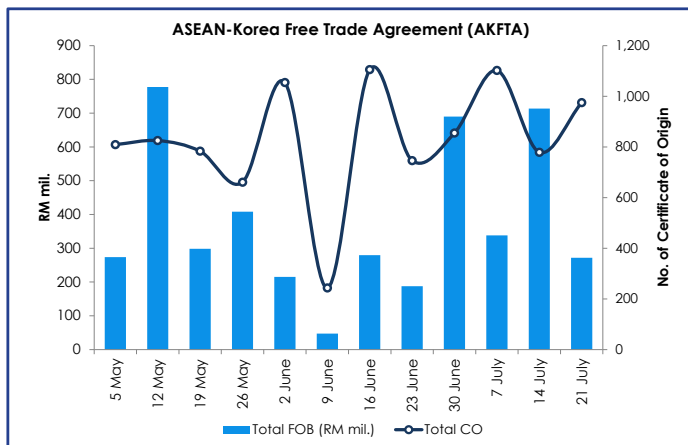
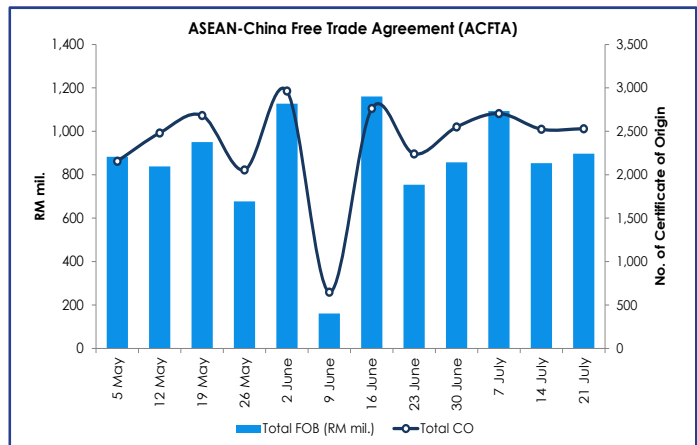
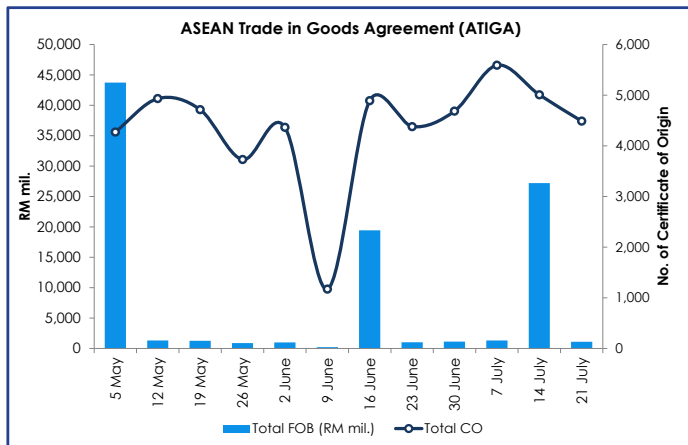


APEC Region Per Capita GDP in USD



APEC's 21 Member Economies are the United States; Australia; Indonesia; Japan; Malaysia; Mexico; New Zealand; Papua New Guinea; Peru; the Philippines; Russia; Singapore; Republic of Korea; Chinese Taipei; Thailand; and Viet Nam.

# Number and Value of Preferential Certificates of Origin (PCOs)

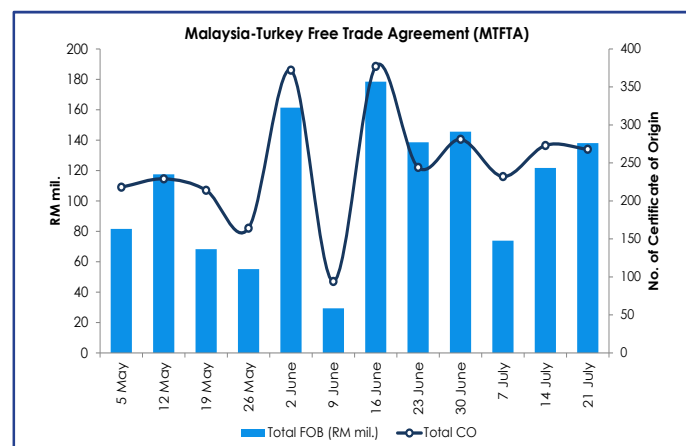
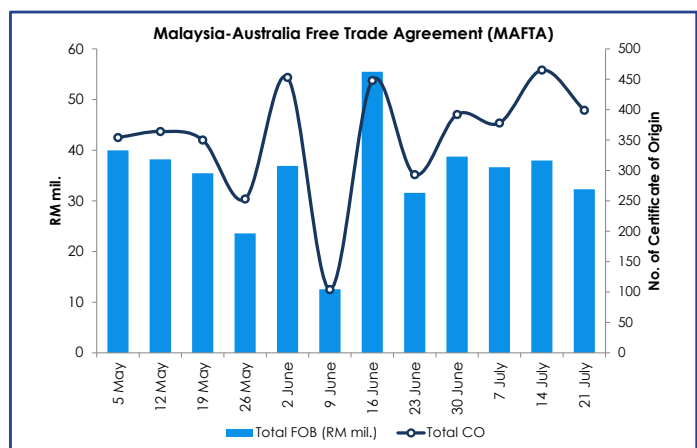
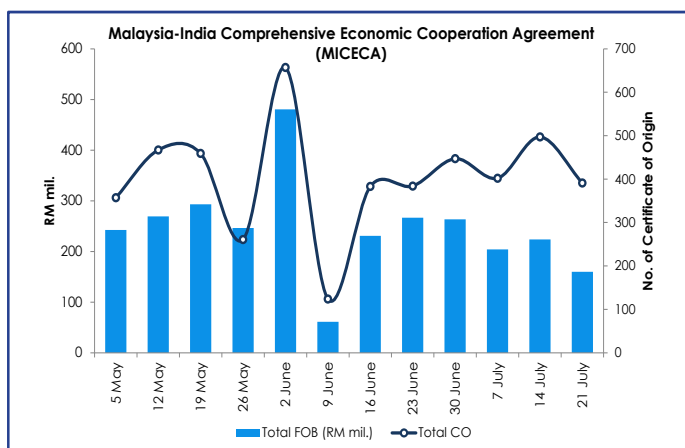
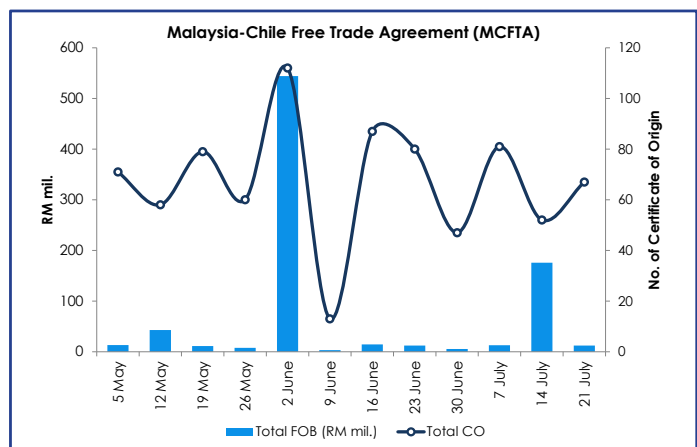
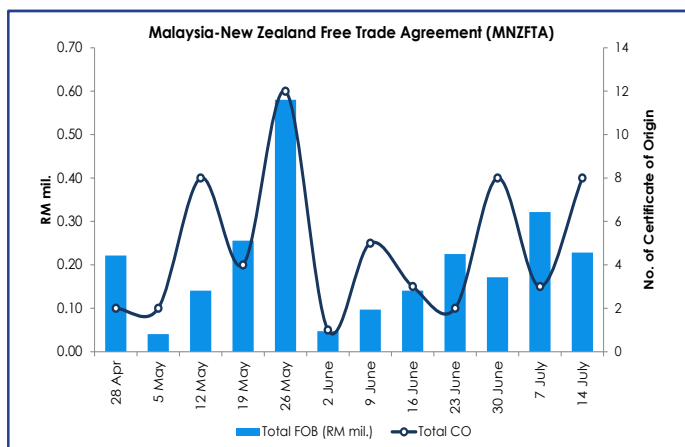
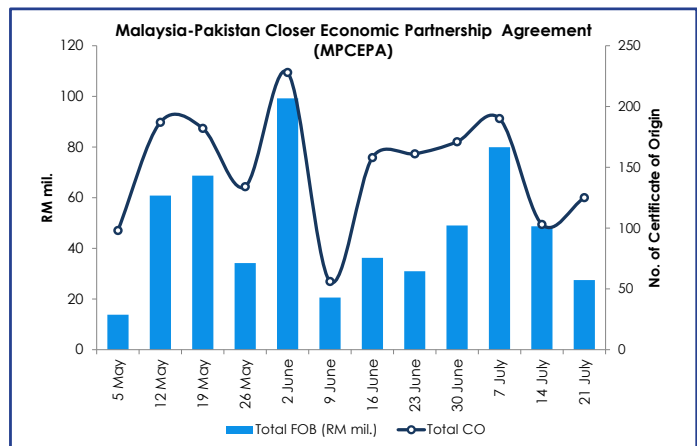
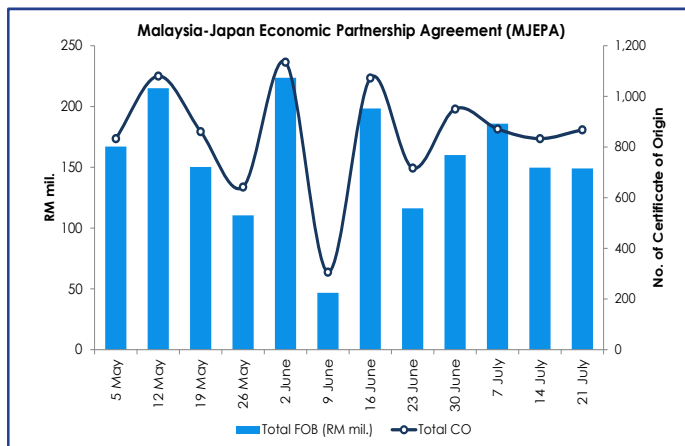


Note: The preference giving countries under the GSP scheme are Liechtenstein, the Russian Federation, Japan, Switzerland, Belarus, Kazakhstan and Norway.

Note: \*Provisional Data

Source: Ministry of International Trade and Industry, Malaysia

# Number and Value of Preferential Certificates of Origin (PCOs)

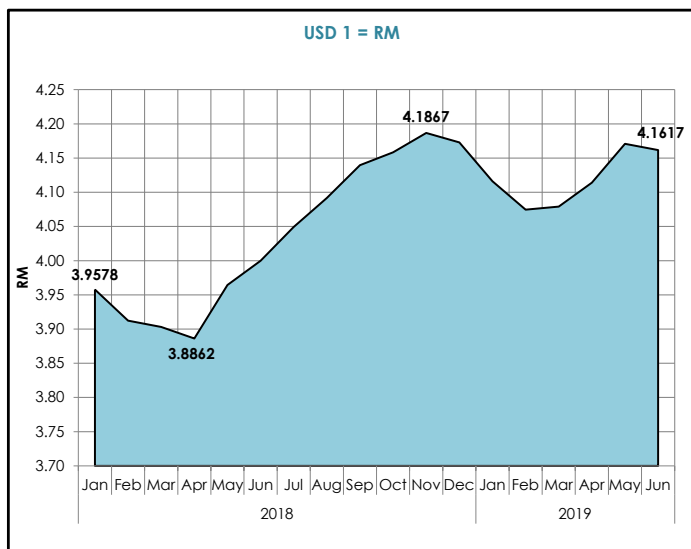


Note: \*Provisional Data  
Source: Ministry of International Trade and Industry, Malaysia

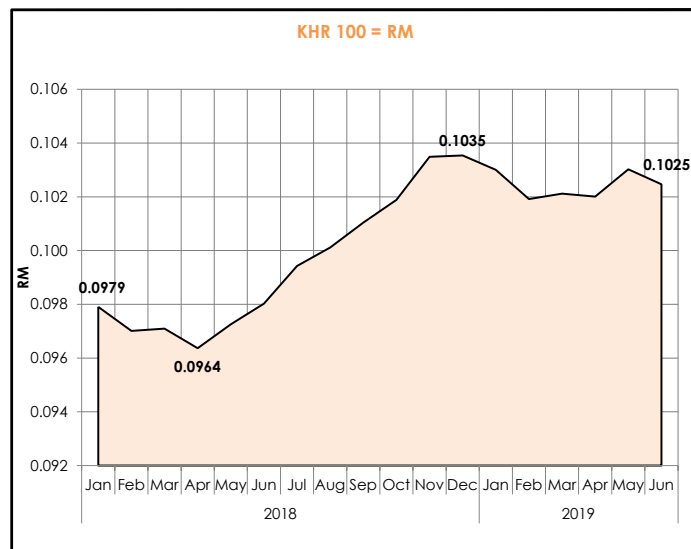


# Malaysian Ringgit Exchange Rate with Selected Countries, January 2018 - June 2019

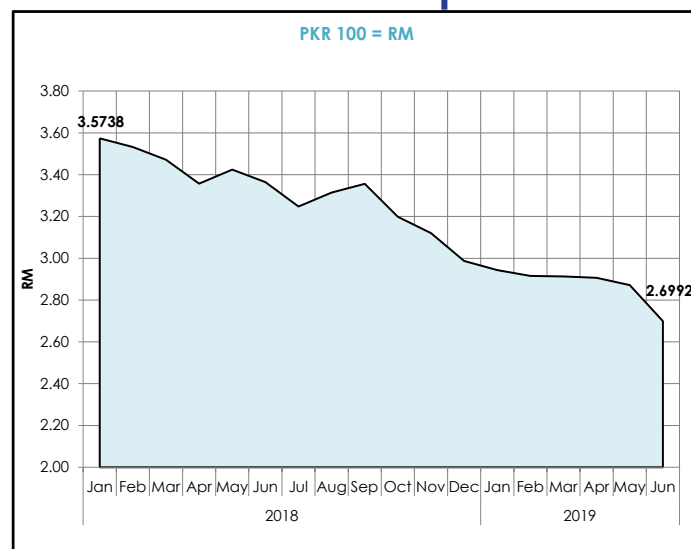
## US Dollar



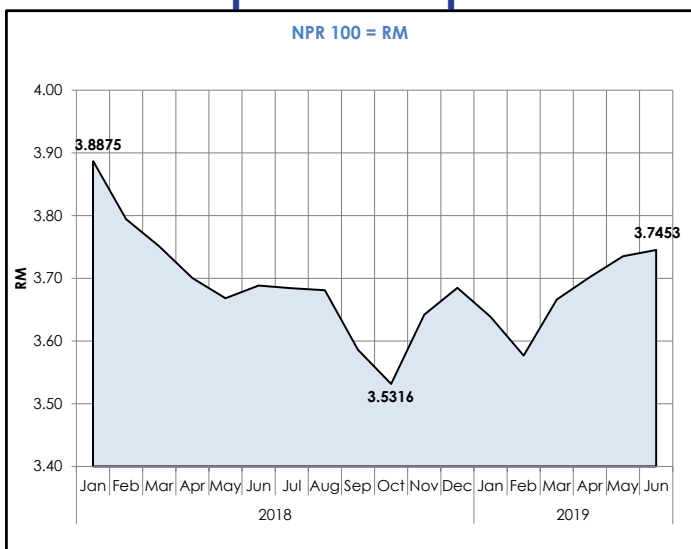
## Cambodian Riel



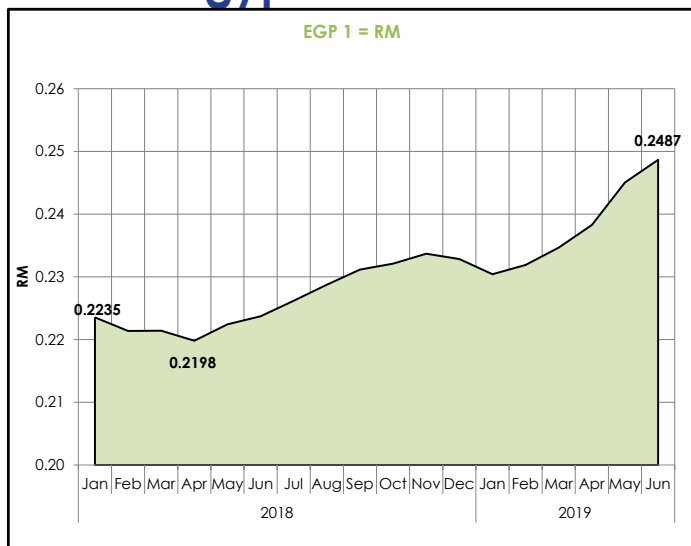
## Pakistani Rupee



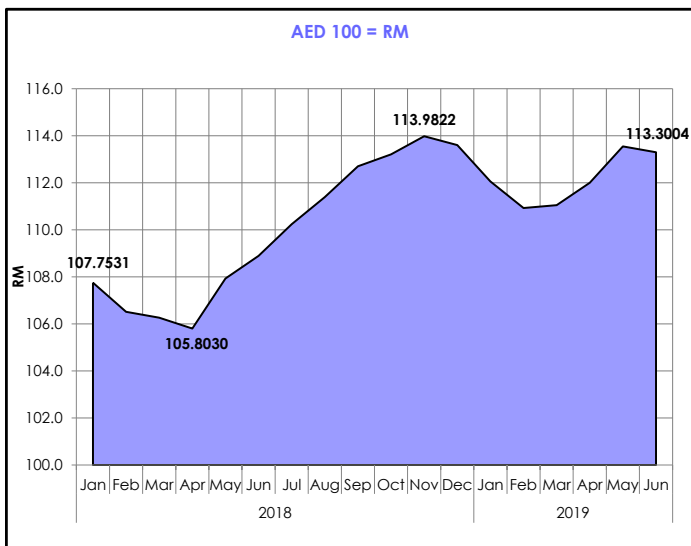
## Nepalese Rupee



## Egyptian Pound



## United Arab Emirates Dirham



Source : Bank Negara Malaysia

# Commodity Prices

## CRUDE PETROLEUM (BRENT) -per bbl-



▲ 1.6%\*

US\$63.5

26 July 2019

Average Price 2018<sup>i</sup>: US\$71.5

Highest  
2018/2019

17 May 2019 : US\$72.2

5 Oct 2018 : US\$84.2

4 Jan 2019 : US\$57.1

28 Dec 2018 : US\$52.2

Lowest  
2018/2019

## CRUDE PALM OIL -per MT-



▼ 0.2%\*

US\$488.5

26 July 2019

Average Price 2018<sup>i</sup>: US\$600.1

Highest  
2018/2019

22 Feb 2019 : US\$567.0

9 Mar 2018 : US\$691.5

21 June 2019 : US\$491.5

23 Nov 2018 : US\$448.5

Lowest  
2018/2019

## RUBBER SMR 20 -per MT-



▼ 0.1%\*

US\$1,424.0

26 July 2019

Average Price 2018<sup>i</sup>: US\$1,371.0

## COCOA SMC 2 -per MT-



▲ 0.9%\*

US\$1,620.1

26 July 2019

Average Price 2018<sup>i</sup>: US\$1,535.6

## SUGAR -per lbs-

▲ 3.7%\*

US\$12.0

26 July 2019

Average Price 2018<sup>i</sup>: US\$12.3



## COAL -per MT-



⊖ %\*

US\$53.8

26 July 2019

Average Price 2018<sup>i</sup>: US\$66.9

## SCRAP IRON HMS -per MT-



⊖ %\*

US\$320.0

(high)

26 July 2019

Average Price 2018<sup>i</sup>: US\$380.7 (high)

Average Price 2018<sup>i</sup>: US\$359.6 (low)


⊖ %\*

US\$290.0


(low)

## Domestic Prices

26 July 2019



**Billets**  
(per MT)  
RM1,900 - RM2,100



**Steel Bars**  
(per MT)  
RM2,090 - RM2,240

Notes: All figures have been rounded to the nearest decimal point

\* Refer to % change from the previous week's price

i Average price in the year except otherwise indicated

Sources: Ministry of International Trade and Industry Malaysia, Malaysian Palm Oil Board, Malaysian Rubber Board, Malaysian Cocoa Board, Malaysian Iron and Steel Industry Federation, and Bloomberg.

# Commodity Prices

## CRUDE PETROLEUM (BRENT) -per bbl-



▲ 1.6%\*

US\$63.5

26 July 2019

Highest  
2018/2019

17 May 2019 : US\$72.2

5 Oct 2018 : US\$84.2

4 Jan 2019 : US\$57.1

28 Dec 2018 : US\$52.2

Lowest  
2018/2019

Average Price 2018<sup>i</sup>: US\$71.5

## CRUDE PALM OIL -per MT-



▼ 0.2%\*

US\$488.5

26 July 2019

Highest  
2018/2019

22 Feb 2019 : US\$567.0

9 Mar 2018 : US\$691.5

21 June 2019 : US\$491.5

23 Nov 2018 : US\$448.5

Lowest  
2018/2019

Average Price 2018<sup>i</sup>: US\$600.1

## RUBBER SMR 20 -per MT-



▼ 0.1%\*

US\$1,424.0

26 July 2019

Average Price 2018<sup>i</sup>: US\$1,371.0

## COCOA SMC 2 -per MT-



▲ 0.9%\*

US\$1,620.1

26 July 2019

Average Price 2018<sup>i</sup>: US\$1,535.6

## SUGAR -per lbs-

▲ 3.7%\*

US\$12.0

26 July 2019



Average Price 2018<sup>i</sup>: US\$12.3

## COAL -per MT-



⊖ %\*

US\$53.8

26 July 2019

Average Price 2018<sup>i</sup>: US\$66.9

## SCRAP IRON HMS -per MT-



⊖ %\*

US\$320.0

(high)

⊖ %\*

US\$290.0

(low)


26 July 2019

Average Price 2018<sup>i</sup>: US\$380.7 (high)


Average Price 2018<sup>i</sup>: US\$359.6 (low)

## Domestic Prices

26 July 2019



**Billets**  
(per MT)  
RM1,900 - RM2,100



**Steel Bars**  
(per MT)  
RM2,090 - RM2,240

Notes: All figures have been rounded to the nearest decimal point

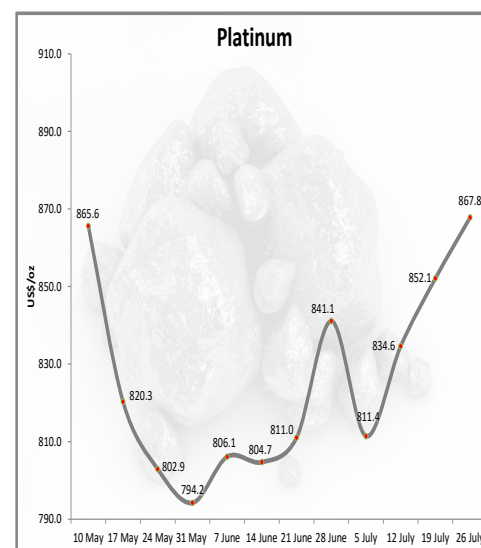
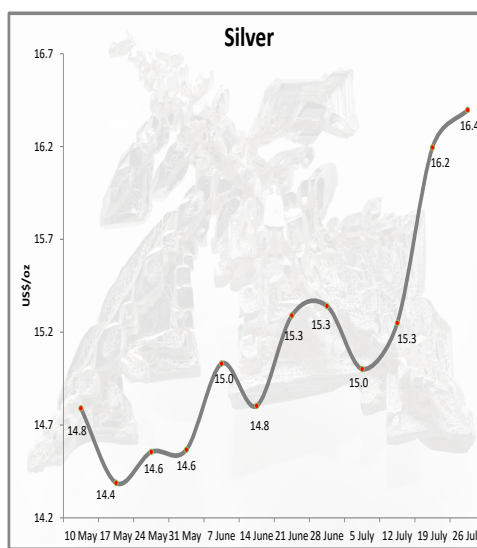
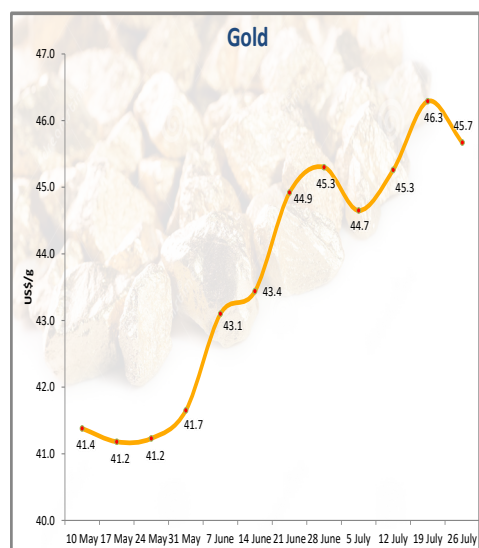
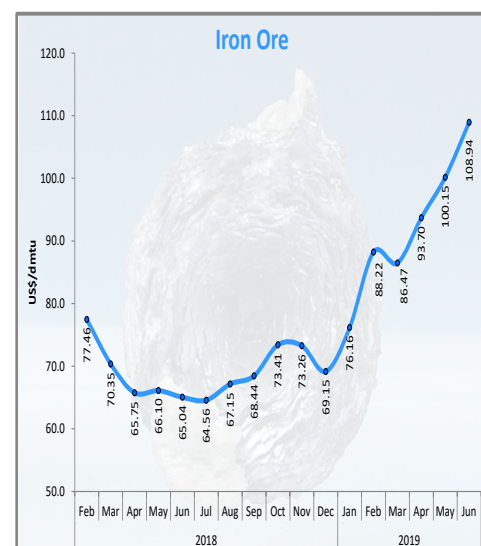
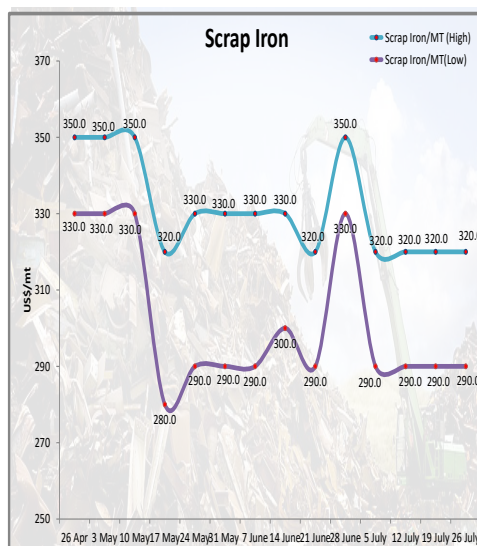
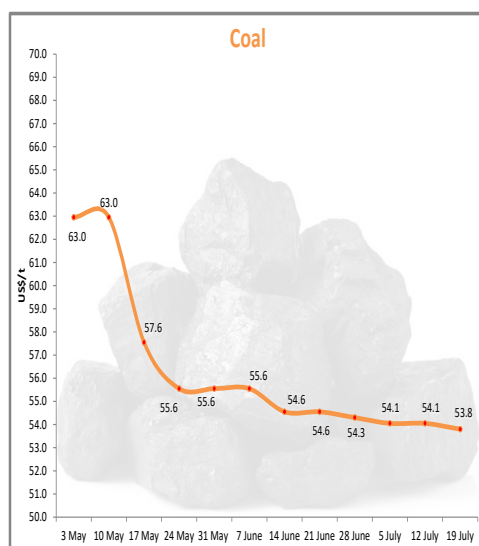
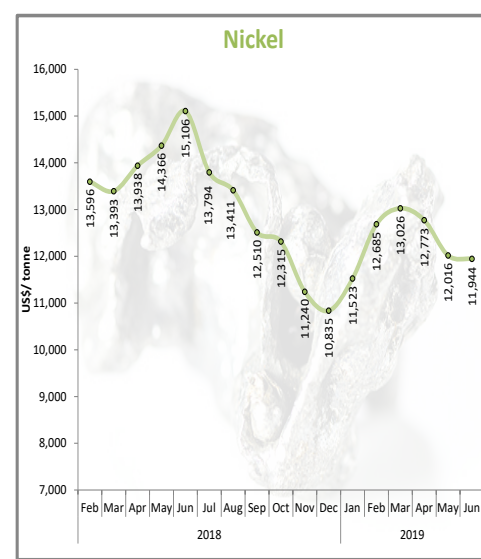
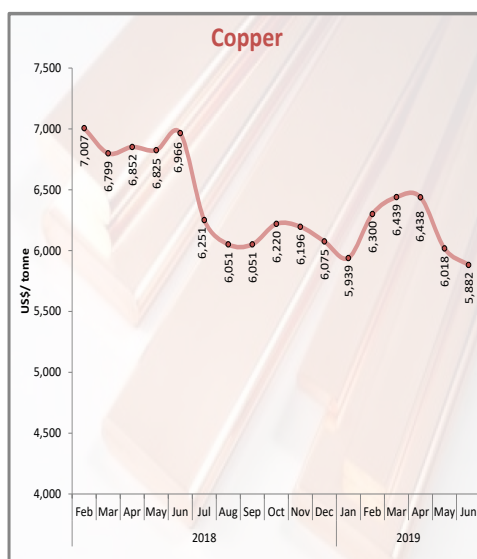
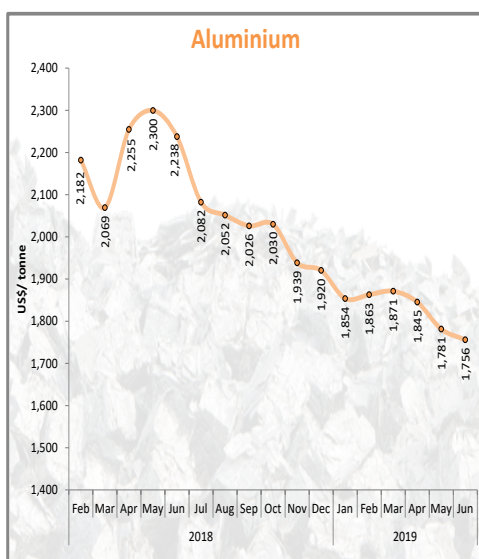
\* Refer to % change from the previous week's price

i Average price in the year except otherwise indicated

Sources: Ministry of International Trade and Industry Malaysia, Malaysian Palm Oil Board, Malaysian Rubber Board, Malaysian Cocoa Board, Malaysian Iron and Steel Industry Federation, and Bloomberg.



# Commodity Price Trends



Sources: Ministry of International Trade and Industry Malaysia, Malaysian Iron and Steel Industry Federation, Bloomberg and Czarnikow Group, World Bank, World Gold Council, The Wall Street Journal.



# MITI Minister accompanied the Prime Minister's delegation to Turkey, 25-27 July 2019





# MITI Secretary General and Deputy Secretary General visited Muhibbah Engineering's Shipyard in Teluk Gong, 27 July 2019





## Initiation of an Anti-Dumping Investigation Concerning Imports of Cellulose Fibre Reinforced Cement Flat and Pattern Sheet Originating in or Exported from the Republic of Indonesia

On 1 July 2019, the Government of Malaysia received a petition from UAC Berhad, a domestic producer requesting for an anti-dumping investigation on imports of Cellulose Fibre Reinforced Cement Flat and Pattern Sheet or Fibre Cement Board (FCB). The Petitioner alleged that imports of FCB originating in or exported from the Republic of Indonesia (Indonesia) are being dumped into Malaysia at a price much lower than their domestic selling price.

The Petitioner further claimed that dumped imports of FCB from the alleged country have increased in terms of absolute quantity and have caused material injury to the domestic industry in Malaysia producing the like product. The Government has considered the prima facie evidence of dumping, injury and causal link and decided to initiate an anti-dumping investigation on imports of FCB from the alleged country.

In accordance with the Countervailing and Anti-Dumping Duties Act 1993 and its related Regulations, a preliminary determination will be made within 120 days from the date of initiation. If the preliminary determination is affirmative, the Government will impose a provisional anti-dumping duty at the rate that is necessary to prevent further injury to the domestic industry.

In connection with this investigation, Ministry of international Trade and Industry (MITI) will provide a set of questionnaires to interested parties (importers, foreign producers, exporters and associations). Other interested parties may request for the questionnaires no later than 12 August 2019. Interested parties may also provide additional supporting evidence to MITI on or before 26 August 2019. In the event no response is received within the specified period, the Government will make its preliminary findings based on the available facts.

Further enquiries concerning this investigation can be directed to:

**Director  
Trade Practices Section  
Ministry of International Trade and Industry (MITI)  
Level 9, Menara MITI  
No. 7, Jalan Sultan Haji Ahmad Shah  
50480 Kuala Lumpur  
MALAYSIA**

**Telephone Number: (603) 6208 4636/4643/4646  
Facsimile Number : (603) 6211 4429  
E-mail address : [alltps@miti.gov.my](mailto:alltps@miti.gov.my)**

**Ministry of International Trade and Industry, 29 July 2019**

## Palm Oil Issues With European Union (EU)

Malaysia has once again raised our concerns on palm oil restriction for biofuel by the European Commission at the World Trade Organisation (WTO) meetings during the months of May – July 2019. The Meetings were as follows:

- Committee on Trade in Environment (CTE), 5 May 2019;
- Technical Barriers to Trade (TBT), 20 – 21 June 2019; and
- Council on Trade in Goods (CTG), 8 – 9 July 2019.

The Delegated Act to implement the European Union Renewable Energy Directive (EU RED II) for year 2021-2030 contains strict requirements against significant expansion of crops for feedstock biofuels which may lead to the extension of agriculture land into areas with high carbon stock such as forests, wetlands and peatlands. This is termed as Indirect Land Use Change (ILUC) where a crop carries a higher ILUC risk with greater extension of agriculture land into areas of high carbon stock. The crops considered as “high ILUCrisk” will be phased out by 2030. Palm oil is categorised as “high ILUC-risk” in the Delegated Act and this is noticeably a form of disguised trade and protectionist measure against the crop.

Malaysia emphasised that the Malaysian oil palm industry is committed to produce palm oil in accordance with the Malaysian Sustainable Palm Oil (MSPO) certification scheme, which will be implemented on a mandatory basis by 31 December 2019.

Malaysia urged the European Union to accept and recognise the MSPO certification scheme as one of the voluntary schemes under the Directive for the certification of low indirect land use change risk biofuels and bioliquids.

Malaysia remains fully committed to negotiating in a sincere and constructive manner in ensuring a non-discriminatory treatment against palm products and to prevent the unnecessary barrier for market access of palm products into the European Union.

Malaysia has repeatedly emphasised our concern at the WTO platforms since 2018 and will continue to do so. Malaysia’s concerns were also being supported by other palm oil-producing countries such as Indonesia, Colombia, Guatemala, Honduras and Ecuador.

MITI will continue to work closely with the Ministry of Primary Industries to fully utilise and make use of the various WTO and international platforms in the best interest of our palm oil exporters and smallholders. Moving forward Malaysia will also be elevating this issue to the dispute settlement mechanism under the WTO.

In addition, the Government continues to explore initiatives to increase the usage of palm oil in biodiesel for the domestic consumption, as an alternative, if palm oil exports to EU markets are affected by the EU RED II implementation. For transport sector, Malaysia has implemented biodiesel B10 starting February 2019. Currently, MITI and MPI are working together towards implementing biodiesel B20 in 2020 and B30 by 2025 or earlier.

**Ministry of International Trade and Industry, 29 July 2019**



# GLOSSARY

Source: <http://www.miti.gov.my/index.php/glossary>

**Approved Permit** - is an import and export license issued by the Permit Issuing Agencies (PIAs) based on the Customs Act 1967.

## ASEAN:

**Association of Southeast Asian Nations** - the aims and purposes are to accelerate economic growth, social progress and cultural development; to strengthen cooperation and mutual assistance; and to ensure peace and stability in the region (Bangkok Declaration). ASEAN comprises 10 countries in Southeast Asia, including the five founding members, namely Indonesia, Malaysia, Thailand, Philippines, Singapore, and five others: Brunei, Vietnam, Laos, Myanmar and Cambodia. Established on 8 August 1967.

## ASEAN-BAC:

**ASEAN Business Advisory Council** - was established in 2003. The ASEAN-BAC assumes a strategic role in facilitating engagement between the private and public sector. Each ASEAN Member State is represented by three private sector members, including one from SMEs.

## ASEAN-6:

Is an acronym refers to the six advance ASEAN Member States namely Brunei Darussalam, Indonesia, Malaysia, Philippines, Singapore and Thailand.

## ASEM:

**Asia-Europe Meeting** - ASEM is an exclusively Asian-European forum to enhance relations and various forms of cooperation between the 53 partners: 51 countries and 2 regional organisations namely the European Union and ASEAN Secretariat.

## ASEC:

**ASEAN Secretariat** - ASEC's basic function is to provide for greater efficiency in the coordination of ASEAN organs and for more effective implementation of ASEAN projects and activities. The economic pillar of ASEC is headed by Deputy Secretary General of ASEAN for ASEAN Economic Community.

## ATIGA:

**ASEAN Trade in Goods Agreement** - The ATIGA was implemented in 2010 as to replace the old CEPT Scheme which was established back in 1993. The ATIGA is a comprehensive agreement for trade in goods in ASEAN which includes trade facilitation measures and safeguard measures provisions.

## ATR:

**ASEAN Trade Repository** - provides a single point of access to all the trade-related information of ASEAN Member States. The ATR is an ASEAN-level IT interface linked by means of hyperlinks to a series of interoperable National Trade Repositories (NTRs) that provide and maintain the national-level trade related information and the actual contents.

## ATF:

**Authorised Treatment Facility** - are sites that have been licensed to accept end of life vehicle (ELV) and are able to comply with the requirement of ELV regulations. ATFs are more commonly known as dismantlers, scrap yards, salvage yards or

## BA:

**Bankers Acceptance** - A Bankers Acceptance (BA) is a Bill of Exchange (draft) drawn by an importer/buyer/exporter/seller on his bank to his order, to finance an underlying trade transaction and accepted by that bank. It is termed "accepted" when the drawee bank signifies acceptance by signing on the Bill of Exchange. The drawee bank thereby undertakes the obligation to meet payment on maturity date.

## BEC:

**Broad Economic Categories** - Was originally devised mainly for the summarization of data on international trade by large economic classes of commodities. In addition, it was designed to serve as a means for converting external trade data compiled on the Standard International Trade Classification (SITC) into end use categories that are meaningful within the framework of the System of National Accounts (SNA) namely capital goods, intermediate goods and consumption goods. Each category of the BEC is defined in terms of divisions, groups, sub-groups and basic headings of SITC.

## BEF:

**Business Enabling Framework** - Document prepared by the regulator in support of a regulatory proposal, following consultation with affected parties. It records the key steps taken during the development of the proposal, and includes assessment of the cost benefits of each option.



MINISTRY OF INTERNATIONAL TRADE AND INDUSTRY

<https://www.miti.gov.my/>

# INDUSTRY4WRD RELATED INCENTIVES

Having the extra capital allows SMEs to flourish and prosper. Find the suitable fund for your company.

## 01 | LOANS

### Soft Loan Scheme for Automation and Modernisation (SLSAM)

- targets manufacturing sectors
- 4.0% interest rate per annum for SMEs
- [www.midf.com.my](http://www.midf.com.my)

### Industry Digitalisation Transformation Fund (IDTF)

- targeted sectors: AI, Robotics, Automation etc.
- provides a 2% interest rate subsidy
- [www.bpmb.com.my](http://www.bpmb.com.my)

*Coming Soon!*

#### 1. Intervention Fund\*

- 70:30 matching grant up to RM500,000.

#### 2. Industry4WRD DISF\*

- 60:40 matching grant

\*participation in Industry4WRD RA is a prerequisite to apply

### Domestic Investment Strategic Fund (DISF)

- 50:50 matching grant to companies adopting Industry 4.0 enabling technologies
- targets manufacturing and services sectors
- [www.mida.gov.my](http://www.mida.gov.my)

## 02 | GRANTS

### Digital Transformation Acceleration Program (DTAP) Pilot Grant

- 1:1 matching grant
- targets large corporate and mid-tier companies in Malaysia
- assists companies to tap on the expertise of Digital Transformation Labs (DTL)
- [www.mdec.my](http://www.mdec.my)

### Automation Capital Allowance (Automation CA)



For Labour Intensive Industries:

- Automation CA of 200% on the first RM4 million expenditure incurred within 5 years

For other industries:

- Automation CA of 200% on the first RM2 million expenditure incurred within 5 years

• [www.mida.gov.my](http://www.mida.gov.my)





MINISTRY OF INTERNATIONAL TRADE AND INDUSTRY

# INDUSTRY4WRD READINESS ASSESSMENT

Get your firm assessed. Be ready for Industry 4.0.

## All you need to know about Industry4WRD RA



### What is it?

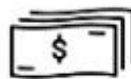
Trained assessors will help you to understand your readiness for Industry 4.0 and make recommendations on where to start your transformation.

### Who is eligible?



- ✓ Manufacturing and its related services sector
- ✓ Incorporated under the Companies Act (1965/2016)/ Registration of Business Act (1956)
- ✓ Hold a valid license
- ✓ In operation for more than 3 years

### What are the benefits?



To identify areas of improvement in terms of people, process and technology.



Receive comprehensive readiness report.



Be entitled to apply for financial incentives.



## Process Flow

A FEW SIMPLE STEPS

### Incentives for RA

- 500 SMEs will be selected for free assessment.
- Others will get tax exemption on RA fees up to RM27k.



### Enquiries

- General: [i4.0@miti.gov.my](mailto:i4.0@miti.gov.my)
- RA: [industry4wrd@mpc.gov.my](mailto:industry4wrd@mpc.gov.my)



Readiness Assessment



Apply online at [www.miti.gov.my/industry4wrd](http://www.miti.gov.my/industry4wrd)

2



Evaluation by Committees

3



Onsite Assessment

4



Receive RA Report

Business Intervention

5



Develop Intervention Proposal

6



Apply for Financial Incentives

7



Implement the Intervention Plan



## MITI @ Your Service

## STRATEGIC TRADE SECRETARIAT



Kok Che Beng  
Strategic Trade Controller



Ellyza Mastura  
Ahmad Hanipiah  
Deputy Strategic  
Trade Controller



Aqilah Che Ismail  
Assistant PA



Mohd Nazri Ahmad  
Senior Principal  
Assistant Director



Cinderella Anak Barnabas  
Senior  
Assistant Director



Zunaida Bee  
Mydin Pillai  
Senior Assistant  
Administrative Officer



Datin Mega Marissa  
Abdul Malek  
Principal  
Assistant Director




Muhammad Izarul Kayat  
Senior Assistant Director



Elena Ong Aii  
Administrative Assistant



Ridzuan Alias  
Principal  
Assistant Director



Nur Liyana Alwi  
Senior  
Assistant Director



Alice Simbun  
Administrative Assistant



Shamsol Zakri Zakaria  
Strategic Trade Officer



Mohd Haikal  
Abdull Raffor  
Senior  
Assistant Director



Mas Ayu Razali  
Administrative Assistant



Muslihana Mustafa  
Strategic Trade Officer



Ahmad Azrie  
Ahmad Bhari  
Assistant Director



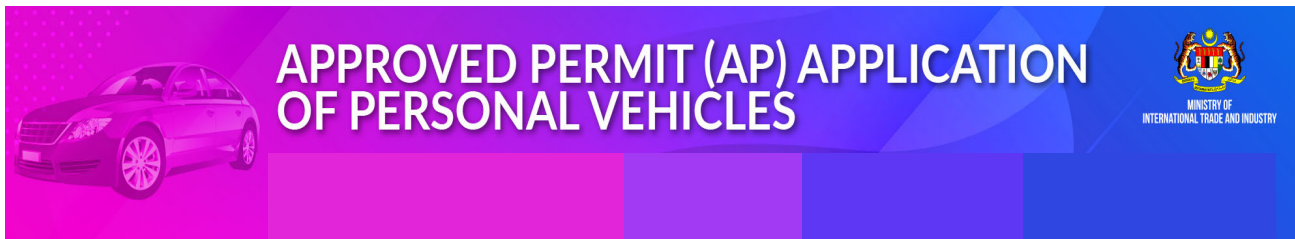
Roslinda Md. Aris  
Administrative Assistant



Haslina Jusoh  
Principal Assistant  
Administrative Officer



Khairul Anwar  
Abd Munir  
Operational Assistant



### Approved Permit (AP) Application of Personal Vehicles

Effective 1<sup>st</sup> August 2019, Approved Permit (AP) applications for the importation of personal vehicles must be made through the ePermit System. The service provider DagangNet Technologies Sdn. Bhd. will be charging the following fees:

	<b>Fees (RM)</b>	<b>Sales and Service Tax (6%) (RM)</b>	<b>Total (RM)</b>
Registration (1 time fee)	100.00	6.00	106.00
Charge for each approved application	5.00	0.30	5.30
Charge for each transaction (online banking payment)	2.00	0.12	2.12

For vehicles under Classic and Vintage category, applicants would need apply in writing to receive prior approval from MITI before applying through the ePermit system. Any inquiries may be made by contacting the following parties:

<b>ASPECT OF INQUIRY</b>	<b>TELEPHONE/EMAIL</b>	<b>ADDRESS</b>
<b>Registration and application :</b>  Dagang Net Technologies Sdn. Bhd.	Tel : 03-2730 0200 Fax : 03-2713 2121 Careline : 1300 133 133  Website : <a href="http://www.dagangnet.com">http://www.dagangnet.com</a>  Email : <a href="mailto:info@dagangnet.com">info@dagangnet.com</a> / <a href="mailto:careline@dagangnet.com">careline@dagangnet.com</a>	Dagang Net Technologies Sdn. Bhd. Tower 3, Avenue 5, The Horizon Bangsar South, No 8 Jalan Kerinchi, 59200 Kuala Lumpur.
<b>Guidelines on Personal Vehicle Approved Permit (AP):</b>  Import Export Control Section, Ministry of International Trade and Industry	Tel : 03-6208 4970 Fax : 03-6206 2823  Website: <a href="https://www.miti.gov.my/index.php/pages/view/3828">https://www.miti.gov.my/index.php/pages/view/3828</a>  Email : <a href="mailto:ap@miti.gov.my">ap@miti.gov.my</a>	Import Export Control Section, Ministry of International Trade and Industry Menara MITI, No. 7, Jalan Sultan Haji Ahmad Shah, 50480 Kuala Lumpur

Export Import Control Section  
Ministry of International Trade and Industry

NEXT AWARD CYCLE

## ANUGERAH KECERMERLANGAN INDUSTRI (AKI) 2019/2020

NOMINATIONS OPENING SOON

Read More on AKI

For more information, kindly click the following links:

<https://www.miti.gov.my/index.php/pages/view/aki?mid=535>

CALLING INTERESTED APPLICANTS TO APPLY FOR GRANT  
UNDER RMK-11 HIGH VALUE ADDED COMPLEX PRODUCT  
DEVELOPMENT PROGRAMME (PDP) AND MARKET  
DEVELOPMENT PROGRAMME (MDP)

▶ [CLICK HERE FOR MORE INFORMATION](#)


For more information, kindly click the following links:

[http://www.miti.gov.my/index.php/pages/view/4761Vintage\\_English.pdf](http://www.miti.gov.my/index.php/pages/view/4761Vintage_English.pdf)

For more information, kindly click the following links:

<https://www.miti.gov.my/index.php/pages/view/industry4WRD>

For more information, kindly click the following links:

[https://www.miti.gov.my/index.php/pages/view/industry4WRD?mid=559#tab\\_547\\_2202](https://www.miti.gov.my/index.php/pages/view/industry4WRD?mid=559#tab_547_2202)

Blow the whistle, help fight fraud, bribe and corruption

## Whistleblower Protection Act 2010 (Act 711)

Contact Mr. Huzaimi Hashim (MITI Investigation Officer) [huzaimi@sprm.gov.my](mailto:huzaimi@sprm.gov.my) / 03-6200 0039MITI & AGENCIES  
ADOPT AND IMPLEMENT NO GIFT POLICY

Thank you for helping us in ensuring the success of this policy.





## IMPLEMENTATION OF ASEAN-HONG KONG FREE TRADE AGREEMENT (AHKFTA)

MALAYSIA TO JOIN ON **1 AUGUST 2019**

EXPORTATION TO PARTICIPATING MEMBER STATES  
**LAO PDR, MYANMAR, SINGAPORE, THAILAND, VIET NAM AND HONG KONG**



For more information, kindly click the following links:

[https://www.miti.gov.my/miti/resources/Preferential%20Certificate%20of%20Origin/Announcement/Notification\\_ePCO\\_2019\\_-\\_Implementation\\_of\\_AHKFTA.pdf](https://www.miti.gov.my/miti/resources/Preferential%20Certificate%20of%20Origin/Announcement/Notification_ePCO_2019_-_Implementation_of_AHKFTA.pdf)

### MITI POCKET TALK

A SERIES OF SESSION FOR THE PRIVATE SECTOR

Information on the benefits of  
**Free Trade Agreements (FTAs)**  
and current updates

Introduction on **Preferential  
Certificates of Origin (PCO)**  
application procedures



Enjoy **LOWER Tariffs**  
on Imports  
  
Gain **COMPETITIVE  
EDGE** by utilising  
the FTAs

### Tentative Schedule for MITI Pocket Talks 2019

NO	DATE	VENUE	TOPIC
1	22 August (Thursday)	MITI HQ (SEMINAR 1)	Introduction to FTA & Preferential Certificate of Origin (PCO)
2	19 September (Thursday)	MITI PERAK	
3	17 October (Thursday)	MITI HQ (SEMINAR 1)	
4	14 November (Thursday)	MITI KELANTAN	

**When?**  
Once a month

**Where?**  
MITI Tower Kuala Lumpur  
or  
MITI Regional Offices

**Fees?**  
Free of Charge  
with light refreshments

For more information, please contact the Secretariat



03-6200 0468/69/57



allaki@miti.gov.my

## DASAR ANTI RASUAH MITI

MITI komited dalam melaksanakan semua polisi dan prosedur bagi mencegah, memantau dan menghapuskan sebarang bentuk rasuah kepada semua anggota kerja dan aktiviti MITI dan perhubungannya dengan pihak-pihak yang berkepentingan ke arah penyampaian perkhidmatan yang cekap dan berintegriti selaras dengan visi dan misi MITI serta aspirasi Negara.



Klik pautan untuk maklumat lanjut:

[https://www.miti.gov.my/miti/resources/%20Banner%20Announcement%202019/Dasar\\_ABMS\\_MITI\\_-\\_Sign\\_KSU.pdf](https://www.miti.gov.my/miti/resources/%20Banner%20Announcement%202019/Dasar_ABMS_MITI_-_Sign_KSU.pdf)



## DASAR PENERIMAAN & PEMBERIAN HADIAH MITI

Setiap pegawai/kakitangan MITI TIDAK BOLEH MENERIMA, sama ada secara peribadi atau menerusi anggota keluarga atau kenalan lain apa-apa hadiah, keraian, manfaat atau layanan luar biasa kecuali yang dibenarkan oleh mana-mana peruntukan undang-undang, dasar dan garis panduan yang berkuat kuasa.

**HADIAH HANYA BOLEH DITERIMA TERTAKLUK KELULUSAN KETUA JABATAN**



Klik pautan untuk maklumat lanjut:

<https://www.miti.gov.my/miti/resources/%20Banner%20Announcement%202019/eposterDASARPEMBERIANPENERIMAHADIAH-1.jpg>



In conjunction with the 62<sup>nd</sup> World Statistics Congress (WSC) of the International Statistical Institute (ISI) 62<sup>nd</sup> ISI WSC 2019 Malaysia will organize the World Stats Run 2019!

Register at: <http://www.racexasia.com/event/world-stats-run-2019/>

**Wholesale & Retail Trade Census  
2019**

**“Data Drives Business”**  
**March - September 2019**

DEPARTMENT OF STATISTICS MALAYSIA

[www.dosm.gov.my](http://www.dosm.gov.my) f t i StatsMalaysia #myretailcensus2019

**WRC 2019**  
Sesi Perdagangan Runcit & Runcit  
Wholesale & Retail Trade Census

**PASARAYA**

For more information, kindly visit:

[https://www.dosm.gov.my/v1/index.php?r=column/cone&menu\\_id=N0FVaDR4Y1hGMk1NNi9jS2ZQRFFLZz09#](https://www.dosm.gov.my/v1/index.php?r=column/cone&menu_id=N0FVaDR4Y1hGMk1NNi9jS2ZQRFFLZz09#)

**62<sup>nd</sup> ISI WORLD STATISTICS  
CONGRESS 2019**  
**18 - 23 August 2019, Kuala Lumpur**

Come.  
Connect.  
Create.

Organised by:

ISI  
International Statistical Institute

DEPARTMENT OF STATISTICS  
MALAYSIA

BANK NEGARA MALAYSIA  
CENTRAL BANK OF MALAYSIA

Malaysia Institute  
of Statistics

Supported by:

Malaysia  
Commerce  
Commissioner  
Bureau

Malaysia  
Tourism  
Board

**62<sup>nd</sup> ISI World Statistics Congress  
ISI 2019  
Kuala Lumpur**

[www.isi2019.org](http://www.isi2019.org)  
f t i ISI WSC 2019

**Early Bird Registration : 1<sup>st</sup> December 2018 - 31<sup>st</sup> May 2019**

For more information, kindly visit <http://www.isi2019.org/>





# Daulat Tuanku

Salutations and Heartiest  
Congratulations

His Majesty Seri Paduka Baginda The Yang di-Pertuan Agong  
Al-Sultan Abdullah Ri'ayatuddin Al-Mustafa Billah Shah Ibni  
Almarhum Sultan Haji Ahmad Shah Al-Musta'in Billah  
D.K.P., D.K.M., D.K., D.M.N., S.S.A.P., S.I.M.P., D.K.(Terengganu), D.K.(Johor), S.P.M.J., P.A.T.

on the occasion of

His Majesty's Installation as the 16<sup>th</sup>  
Yang di-Pertuan Agong

on  
30<sup>th</sup> July 2019 (27 Zulkaedah 1440H)

"May Allah Subhanahu Wa Ta'ala Bless His Majesty's Reign"

with utmost sincerity from all of us at MITI and Agencies



MITIMalaysia



mitimalaysia



www.miti.gov.my



MITIMalaysia



MITIMalasiayoutube

MITI Report 2018 is available for download  
through MITI Website at:  
[https://www.miti.gov.my/miti/resources/MITI%20Report/MITI\\_Report\\_2018.pdf](https://www.miti.gov.my/miti/resources/MITI%20Report/MITI_Report_2018.pdf)



Productivity Report 2018/2019 is available for  
download at:  
<http://www.mpc.gov.my/wp-content/uploads/2019/06/MPC-PRODUCTIVITY-REPORT-FULL-REPORT-2018-2019.pdf>



## MITI Weekly Bulletin (MWB) Mobile Apps



weekly bulletin  
News & Magazines  
★★★★★  
1

MITI MWB APPS is now available for IOS, Android and Windows platforms. MWB APPS can be download from **Gallery of Malaysian Government Mobile APPs (GAMMA)** at the link: <http://gamma.malaysia.gov.my/#/appDetails/85>

## Feedback

Send us your  
suggestions



Dear Readers,

Kindly click the link below for any comments in this issue. MWB reserves the right to edit and republish letters as reprints. <http://www.miti.gov.my/index.php/forms/form/13>